

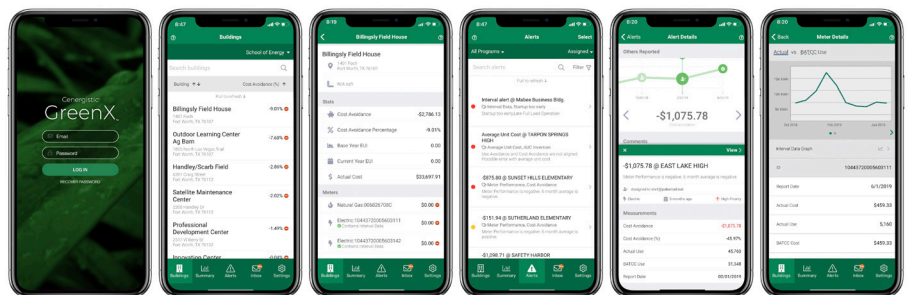
Cenergistic GreenX® Marks the Spot for Utility Savings Across Your Facilities Footprint

Building and Facility Optimization
for Sustainable Savings


A Greener, More Efficient Energy Footprint

Schools, universities and municipalities are entrusted to make the best use of taxpayer funds and other resources provided. However, when energy costs rise due to any combination of weather events, commodity price fluctuations, extended use programs, changes in occupancy rates, facility misuse, malfunctions or expanded square footage, budgets strain and stakeholders take notice. The challenge to stay one step ahead is ever-present, and Cenergistic® can help. Our ground-breaking Cenergistic GreenX® application, offering building- and meter-level alerts with monthly and interval data analytics related to energy performance, provides your building facilities' energy staff the insights and notifications they need to avoid cost, reduce consumption and extend asset life.

Energy Performance in the Palm of Your Hand



Cenergistic GreenX® is a core ingredient of our Solution. It serves as the focal point for energy savings across your entire facilities portfolio. Accessible over any browser-enabled device and available as a mobile app in both iOS and Android operating systems, it clearly and graphically displays the current running condition of your total enterprise, offering details down to individual submeter levels, for every property monitored.

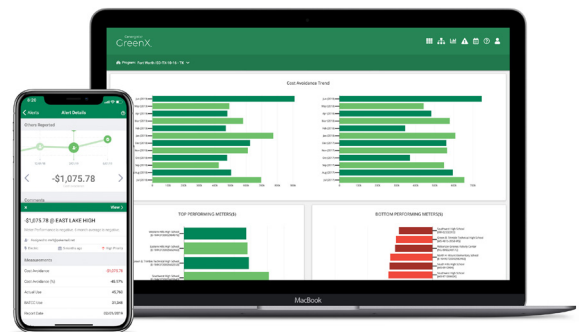


At a glance, color-coded maps of your buildings offer you a quick view of properties that are performing green and clean, or red and needing intervention. A simple touch of the screen opens a closer view of individual commodity performance, displaying various alert types, service priority rankings, meter ID and performance (by commodity for natural gas, electric and water), building name, program classification, report date, and cost and use totals.

Convenient access to this critical information in real time allows your Energy Specialists to triage critical tasks immediately and effectively, saving them time as they efficiently manage system maintenance and performance.

Combining building and equipment data with historical energy use and weather data, Cenergistic GreenX[®] provides a handy view of your energy usage, system-wide. With it, you can effectively manage your facilities portfolio for maximum sustainability and ongoing energy efficiency.

Cenergistic GreenX[®] Delivers System-Wide Visibility and Control

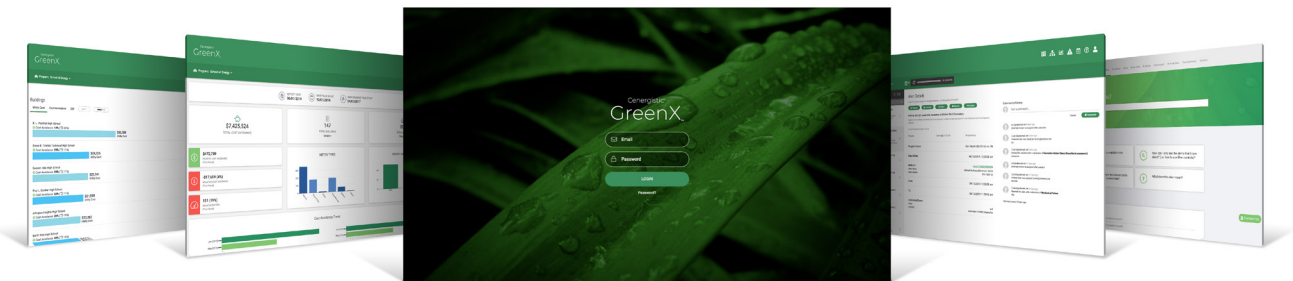


Cenergistic GreenX[®] is surprisingly easy to use. Its intuitive interface allows you to quickly read intelligent notifications alerting you of anomalies in your buildings' consumption profile. View operational reports and manage alerts using familiar mobile application gestures.

- **Building Snapshot:** Get a 360° view of your energy management program from the palm of your hand with our easy-to-read executive dashboard. Red and green indicators let you know if your buildings are performing to satisfaction.
- **Monthly Consumption Alerts:** Receive notifications indicating individual meters have increased consumption month-over-month based on historical usage.
- **Interval Data Alerts:** Know when your buildings start too early or take too long to shut down with alerts connected to and triggered by smart meters.
- **Full Accountability:** Alerts have a workflow tied to them; know exactly what stage your alert is in with in-depth reporting for proactive facility management.



There simply is no tool like it on the market. And, when placed in the hands of your trained Cenergistic® Energy Specialists, Cenergistic GreenX® marks the spot for energy savings across your entire facilities footprint.



Achieve and Sustain Green Status Fast with Cenergistic GreenX®

For more information about Cenergistic GreenX® or to schedule an application demonstration, please contact Cenergistic® at **1-855-798-7779** or visit **Cenergistic.com**.

